











# UNIT DISTRIBUTION PLAN

TYPE	A1	B3	B1/B2/B2A/D2		C1	D1	B4	A2
LEVEL 12	A1 #12-01	B3 #12-02	D2 #12-03		C1 #12-05	D1 #12-06	B4 #12-07	A2 #12-08
LEVEL 11	A1 #11-01	B3 #11-02	D2 #11-03		C1 #11-05	D1 #11-06	B4 #11-07	A2 #11-08
LEVEL 10	A1 #10-01	B3 #10-02	D2 #10-03		C1 #10-05	D1 #10-06	B4 #10-07	A2 #10-08
LEVEL 9	A1 #09-01	B3 #09-02	B1 #09-03	B2A #09-04	C1 #09-05	D1 #09-06	B4 #09-07	A2 #09-08
LEVEL 8	A1 #08-01	B3 #08-02	B1 #08-03	B2 #08-04	C1 #08-05	D1 #08-06	B4 #08-07	A2 #08-08
LEVEL 7	A1 #07-01	B3 #07-02	B1 #07-03	B2 #07-04	C1 #07-05	D1 #07-06	B4 #07-07	A2 #07-08
LEVEL 6	A1 #06-01	B3 #06-02	B1 #06-03	B2 #06-04	C1 #06-05	D1 #06-06	B4 #06-07	A2 #06-08
LEVEL 5	A1 #05-01	B3 #05-02	B1 #05-03	B2 #05-04	C1 #05-05	D1 #05-06	B4 #05-07	A2 #05-08
LEVEL 4	A1 #04-01	B3 #04-02	B1 #04-03	B2 #04-04	C1 #04-05	D1 #04-06	B4 #04-07	A2 #04-08
LEVEL 3	A1 #03-01	B3 #03-02	B1 #03-03	B2 #03-04	C1 #03-05	D1 #03-06	B4 #03-07	A2 #03-08
LEVEL 2	A1 #02-01	B3 #02-02	B1 #02-03	B2 #02-04	C1 #02-05	D1 #02-06	B4 #02-07	A2 #02-08
LEVEL 1	DROP OFF/COMMUNAL FACILITIES							
BASEMENT	CAR PARK							

## UNIT DESCRIPTION

	Type A1	44 sqm/ 474 sqft	1 Bedroom	11 Units
	Type A2	44 sqm/ 474 sqft	1 Bedroom	11 Units
	Type B1	65 sqm/ 700 sqft	2 Bedrooms	8 Units
	Type B2	63 sqm/ 678 sqft	2 Bedrooms	7 Units
	Type B2A	63 sqm/ 678 sqft	2 Bedrooms	1 Unit
	Type B3	68 sqm/ 732 sqft	2 Bedrooms	11 Units
	Type B4	62 sqm/ 667 sqft	2 Bedrooms	11 Units
	Type C1	81 sqm/ 872 sqft	3 Bedrooms	11 Units
	Type D1	123 sqm/ 1,324 sqft	4 Bedrooms	11 Units
	Type D2	122 sqm/ 1,313 sqft	4 Bedrooms	3 Units